

# **URWAY Plugin Integration**

## **Test Account Credentials**



## Proprietary Rights

The information contained in this document is proprietary and confidential to URWAY Technologies.

This material may not be duplicated, published, or disclosed, in whole or in part, without the prior written permission of URWAY Technologies.

## Table of Contents

Introduction.....	1
Testing and Production Environment.....	1
URWAY Plugin Details.....	2
Test Card Details .....	2
URWAY Dashboard Login.....	2
Screen Shot.....	3
• Payment Screen .....	3
• Payment Authentication Test Screen.....	4
• URWAY Dash Board .....	5
• Merchant check list.....	6



## Introduction

URWAY payment integration kit allows merchants to instantly collect payments from their users using various payment modes like credit cards, debit cards, net banking, wallet, UPI etc. The URWAY payment integration supports a seamless payment experience on Merchant platform, while protecting Merchant application from payment frauds and complexity related to various regulations.

## Testing and Production Environment

URWAY test and production environments are separate. Merchants need an active URWAY account to use the test environment and production environment. Merchants will have to log in to their URWAY Dashboard account and get the API credentials for using these environments. All transactions initiated by the merchant on our test environment are not processed. Test environment is strictly for testing the request and response functions. After successfully testing the integration, merchant can move to the production environment by changing the URL.



## URWAY Plugin Details

- Terminal ID: **Shared by Email.**
- Password: **Shared by Email.**
- Merchant/Secret Key: **Shared by Email.**
- Request URL:  
<https://payments-dev.urway-tech.com/URWAYPGService/transaction/jsonProcess/JSONrequest>

**Note: Don't share the secret key with anyone else**

## Test Card Details

- Card Number:
  - Master: 5123 4500 0000 0008
  - Visa: 4508 7500 1574 1019
- CVV: 100
- Expiry Date: 05/23
- Card Name: Test Family
- Custom ECI: **Leave Blank**
- Custom CAVV: **Leave Blank**

## URWAY Dashboard Login


- URL: <https://payments-dev.urway-tech.com/URWAYPG/checkUserExistance.htm>
- User Name: **Shared by Email.**
- Password: Password will be sent to the email provided automatically.

## Screen Shot

- Payment Screen

gahwaji

Amount: 1.00 SAR



**Card Number \***

XXXX XXXX XXXX XXXX XXX

**Expiry Date \***

MM/YY





**CVV \***


XXXX

**Card Holder Name \***

Card Holder First Name And Last Name

**PAY**



- **Payment Authentication Test Screen**

**(A) Screen 1: (No Input Needed)**



PLEASE WAIT..... YOUR CARD IS BEING VERIFIED.....  
KINDLY DO NOT REFRESH OR PRESS THE BACK BUTTON OF YOUR BROWSER.



**(B)Screen 2: (Test Simulator for OTP Page)**

ACS Emulator

Merchant Name: Tareqataq EST  
Merchant URL: www.urway-tech.com  
Amount: SAR 1.00 ريال  
Date: 20200503 11:09:24  
Card Number: 512345xxxxxx0008

Authentication Result: (Y) Authentication Successful

Split PaRes: ☐

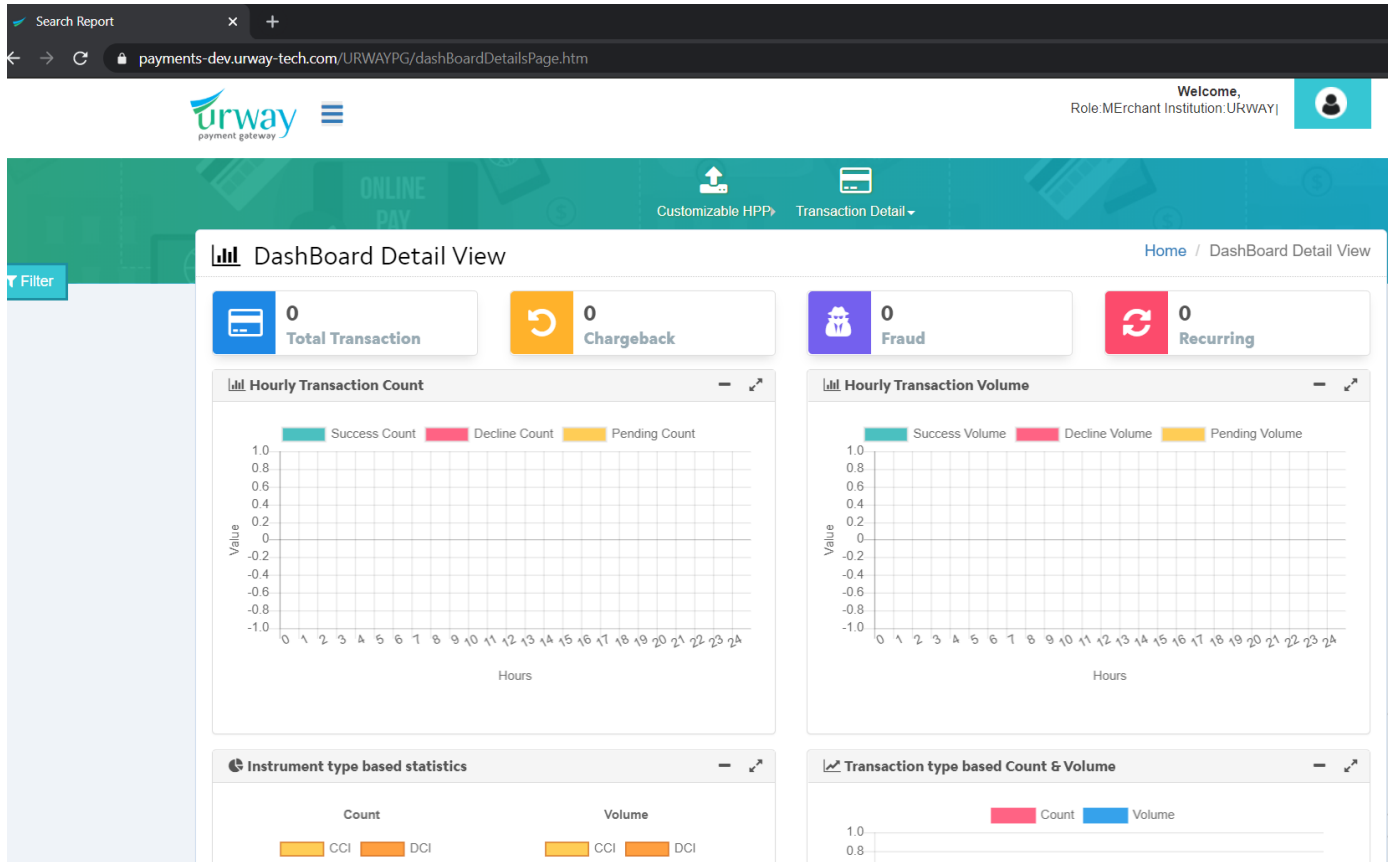
Custom ECI:

Custom CAVV:

Submit

**NOTE:** The field in this screen can be left empty and Press SUMBIT.

## • URWAY Dashboard





- **Merchant check list**

Checklist to be followed	Please tick once checked
<ul style="list-style-type: none"> <li>• Receive Test environment credentials from Urway. Please ensure that it contains Merchant Key, Terminal ID and Password.</li> </ul>	
<ul style="list-style-type: none"> <li>• Follow the steps as per Integration Document.</li> </ul>	
<ul style="list-style-type: none"> <li>• Configure Merchant Key, Terminal ID and password, Currency, Country in the application.</li> </ul>	
<ul style="list-style-type: none"> <li>• Trigger Transaction from each card Brand (Visa/Mastercard).</li> </ul>	
<ul style="list-style-type: none"> <li>• Check the status if transactions are successful or not.</li> </ul>	
<ul style="list-style-type: none"> <li>• Login to Portal and check if the transaction details are correct (Amount, Card Brand, Date, etc.).</li> </ul>	

In case of any issue in transaction success/incorrect transaction details reflected, then contact our URWAY Technical team at [Developers@urway.sa](mailto:Developers@urway.sa)